


Rather make your payments online?



and

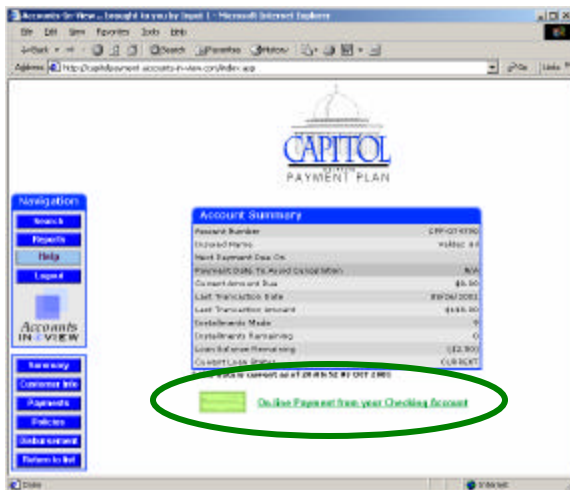
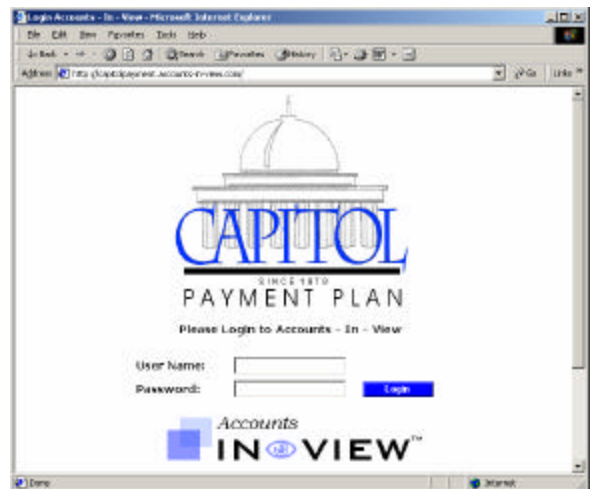


1. Go to our website:
www.cappay.com
or
www.libertypremium.com


Click the Check Your Accounts link.

Log on to Accounts In View.

Go into your insureds account.



2. Click on the **On-line Payment from Your Checking Account** link, which is located under your account summary.



3. Fill in the Check-by-Web screen and click **Continue** to submit the payment to us.



When your payment is submitted we apply it to your account just as if you mailed it to us.

You will receive an email confirming your payment within seconds!!!

For questions regarding this free service please contact Steven Galick at 814-673-0614